


pwsid#2570717

Issued June 2023



Franklin County
Board of Commissioners

**SANITARY
ENGINEERING**




Leonard Park

Water System

Find out more at:
CleanWater.FranklinCountyOhio.Gov

The **Franklin County Sanitary Engineering – Leonard Park Water System** has prepared the following report to provide information to you, the consumer, on the quality of our drinking water. Included within this report is general health information, water quality test results, how to participate in decisions concerning your drinking water and water system contacts.

Leonard Park Water System



The **Franklin County Sanitary Engineering – Leonard Park Water System** receives its drinking water from the **City of Columbus Hap Cremean Water Treatment Plant**.

During 2022 we used over **3.422 million gallons** of water from this connection.

The City of Columbus treats the water to meet drinking water quality standards, but no single treatment protocol can address all potential contaminants.

The City has been proactive in pursuing measures to further protect its source waters.

These include land stewardship programs and incentive-driven programs to reduce erosion and run-off of pesticides and fertilizers into the Scioto River and Big Walnut Creek and their reservoirs.

The City of Columbus Hap Cremean Water Plant utilizes water from the Scioto river. For the purposes of the source water assessments, all surface waters are considered highly susceptible to contamination. By their nature, surface waters are open systems with no confining layer to impede contaminant movement, and have relatively short travel times from the source to the public water system intake.

About your drinking water

The EPA requires regular sampling to ensure drinking water safety. **The Franklin County Sanitary Engineering – Leonard Park Water System** was sampled for bacteria; inorganics; synthetic organics; volatile organics and disinfectants during 2022.

Samples were collected for a total of 19 different contaminants, some of which were not detected in the **Franklin County Sanitary Engineering – Leonard Park Water System's** water supply.


The Ohio EPA requires us to monitor for some contaminants less than once per year because the concentrations of these contaminants do not change frequently. Some of our data, though accurate, are more than one year old.

Who needs to take special precautions?

Some people may be more vulnerable to contaminants in drinking water than the general population.

Immuno-compromised persons such as persons with cancer undergoing chemotherapy, persons who have undergone organ transplants, people with HIV/AIDS or other immune system disorders, some elderly, and infants can be particularly at risk from infection.

These people should seek advice about drinking water from their health care providers. EPA/CDC guidelines on appropriate means to lessen the risk of infection by Cryptosporidium and other microbial contaminants are available from the **Safe Drinking Water Hotline (1-800-426-4791)**.



The EPA requires regular sampling to ensure drinking water safety.



Visit [Columbus.gov/watershed](https://www.columbus.gov/watershed) for more details about watershed management and the land stewardship program.



More detailed information is provided in the City of Columbus Drinking Water Source Assessment Report, which can be viewed by calling the **Watershed section at 614-645-1721**.

Franklin County Sanitary Engineering - Leonard Park Water
 2022 Monitoring Results for Contaminates in Drinking Water

Contaminant	Unit	MCLG Health Goal	MCL EPA Limits	Level Found	Range Detected	Violation (Yes-No)	Year Sampled	Potential Source of Contamination
The following results are from tests completed by Hap Cremean Water Plant								
Fluoride	ppm	4	4	1.02	0.83 - 1.08	No	2022	Water additive. Erosion of natural deposits
pH	units	N/A	7.0-10.5	7.9	7.8-7.9	No	2022	Naturally occurring
Hardness	ppm	N/A	N/A	91	80-108	No	2022	Naturally occurring
Barium	ppm	2	2	0.01	N/A	No	2022	Erosion of natural deposits
Total Alkalinity	ppm	N/A	N/A	38	34-43	No	2022	Natural/Treatment Process
Sodium	ppm	N/A	N/A	13.6	10.3-26.7	No	2022	Natural/Treatment Process
Potassium	ppm	N/A	N/A	5.0	3.7-6.2	No	2022	Natural occurring
Sulfate	ppm	250 (SMCL)	N/A	48.8	36.3-64.5	No	2022	Natural/Treatment process
Chloride	ppm	250 (SMCL)	N/A	19.7	17-22	No	2022	Natural, Road Salt
Conductivity	(uS/cm)	N/A	N/A	261	167-353	No	2022	Natural/Treatment process
Nitrate	ppm	10	10	0.9	0.5-0.9	No	2022	Agricultural runoff
Atrazine	ppb	3	3	.18	<0.10-1.40	No	2022	Agricultural runoff
Total Organic Carbon		TT (removal ratio>1)	No goal set	2.63	2.40-2.92	No	2022	Naturally present in environment
Turbidity	NTU	TT (<1NTU) TT(%meetingstd.)	No goal set	0.50 100%	0.02-0.50 100%	No	2022	Soil runoff

The following results are from tests completed by the Leonard Park Water System

Total Chlorine	ppm	4 (MRDLG)	4 (MRDL)	1.45	1.13-1.71	No	2022	Water additive to control microbes
----------------	-----	-----------	----------	------	-----------	----	------	------------------------------------

The Following results are from the test completed by Franklin County Sanitary Engineering

Haloacetic Acids (HAA5)	ppb	N/A	60	16	12.9-22.8	No	2022	Byproduct of drinking water chlorination
Total Trihalomethanes (TTHMs)	ppb	N/A	80	28	15.7-43.7	No	2022	Byproduct of drinking water chlorination

Lead & Copper Monitoring Performed at Home Tap By Franklin County Sanitary Engineering

Lead	ppb	0	15 = AL	(90th percentile) 1.4	No	2022	Corrosion of household plumbing
				All Sites Below action level			
Copper	ppm	1.3	1.3 = AL	(90th percentile) 0.075	No	2022	Corrosion of household plumbing. Erosion of natural deposits
				All Sites Below action level			

The **Franklin County Sanitary Engineering - Leonard Park Water System** incurred zero water quality Maximum Contaminant Levels (MCLs) in 2022.



Unregulated contaminants are those for which EPA has not established drinking water standards. The purpose of unregulated contaminant monitoring is to assist EPA in determining the occurrence of unregulated contaminants in drinking water and whether future regulation is warranted. In 2022, the City of Columbus participated in the Unregulated Contaminant Monitoring Rule. For a copy of the results please call the **Water Quality Assurance Lab at 614-645-7691**.

What are Sources of Contamination to Drinking Water?

The sources of drinking water both tap water and bottled water includes rivers, lakes, streams, ponds, reservoirs, springs, and wells. As water travels over the surface of the land or through the ground, it dissolves naturally-occurring minerals and, in some cases, radioactive material, and can pick up substances resulting from the presence of animals or from human activity.

Contaminants that may be present in source water include: (A) Microbial contaminants, such as viruses and bacteria, which may come from sewage treatment plants, septic systems, agricultural livestock operations and wildlife; (B) Inorganic contaminants, such as salts and metals, which can be naturally-occurring or result from urban storm water runoff, industrial or domestic wastewater discharges, oil and gas production, mining, or farming; (C) Pesticides and herbicides, which may come from a variety of sources such as agriculture, urban storm water runoff, and residential uses; (D) Organic chemical contaminants, including synthetic and volatile organic chemicals, which are by-products of industrial processes and petroleum production, and can also come from gas stations, urban storm water runoff, and septic systems; (E) radioactive contaminants, which can be naturally-occurring or be the result of oil and gas production and mining activities.

In order to ensure that tap water is safe to drink, USEPA prescribes regulations which limit the amounts of certain contaminants in water provided by public water systems. FDA regulations establish limits for contaminants in bottled water which must provide the same protection for public health.

Drinking water, including bottled water, may reasonably be expected to contain at least small amounts of some contaminants. The presence of contaminants does not necessarily indicate that water poses a health risk.



More information about contaminants and potential health effects can be obtained by calling the **Environmental Protection Agency's Safe Drinking Water Hotline at 800-426-4791**.

Understanding the Dangers of Lead



If present, elevated levels of lead can cause serious health problems, especially for pregnant women and young children. Lead in drinking water is primarily from materials and components associated with service lines and home plumbing. **Franklin County Sanitary Engineering - Leonard Park Water System** is responsible for providing high quality drinking water but, cannot control the variety of materials used in plumbing components.

When your water has been sitting for several hours, you can minimize the potential for lead exposure by flushing your tap for 30 seconds to 2 minutes before using water for drinking or cooking. If you are concerned about lead in your water, you may wish to have your water tested.

Turbidity

Turbidity is a measure of the cloudiness of water and is an indication of the effectiveness of our filtration system. The turbidity limit set by the EPA is 0.3 NTU in 95% of the daily samples and shall not exceed 1 NTU at any time.

License to Operate (LTO) Status Information

In 2022, the Franklin County Sanitary Engineering - Leonard Park Water System has a current, unconditioned license to operate our water system.

How do I participate in decisions concerning my drinking water?

Public participation and comment are encouraged at regular meetings of the Franklin County Commissioners which meets each Tuesday at 7:00 PM.

Definitions

of Some Terms Contained Within this Report

Maximum Contaminant Level Goal (MCLG): The level of a contaminant in drinking water below which there is no known or expected risk to health. MCLGs allow for a margin of safety.

Maximum Contaminant level (MCL): The highest level of contaminant that is allowed in drinking water. MCLs are set as close to the MCLGs as feasible using the best available treatment technology.

Parts per Million (ppm) or Milligrams per Liter (mg/L) are units of measure for concentration of a contaminant. A part per million corresponds to one second in a little over 11.5 days.

Parts per Billion (ppb) or Micrograms per Liter (ug/L) are units of measure for concentration of a contaminant. A part per billion corresponds to one second in 31.7 years.

Maximum Residual Disinfectant Level Goal (MRDLG): The level of drinking water disinfectant below which there is no known or expected risk to health. MRDLGs do not reflect the benefits of the use of disinfectants to control microbial contaminants.

Maximum Residual Disinfectant Level (MRDL): The highest level of a disinfectant allowed in drinking water. There is convincing evidence that addition of a disinfectant is necessary for control of microbial contaminants.

Action Level (AL): The concentration of a contaminant which, if exceeded, triggers treatment or other requirements which a water system must follow.

The "<" symbol: A symbol which means less than. A result of <5 means that the lowest level that could be detected was 5 and the contaminant in that sample was not detected.

Treatment Technique (TT): A required process intended to reduce the level of a contaminant in drinking water.



For more information on your drinking water contact the **Franklin County Department of Sanitary Engineering** at 614-525-3940.



Information on lead in drinking water, testing methods, and steps you can take to minimize exposure is available from the **Safe Drinking Water Hotline** at 800-426-4791 or at www.epa.gov/safewater/lead.

Being water and energy efficient provides a wide range of benefits, for consumers, businesses and the community as a whole. Using less water means moving and treating less water, which helps reduce the strain on our drinking water supplies and wastewater infrastructure.

Water Conservation

Delivering water and wastewater services is also an energy-intensive effort, as the water is treated, pumped to homes and businesses, then pumped to wastewater facilities to be treated again. Pursuing energy efficiency in our water systems can significantly reduce operating costs, while mitigating the effects of climate change.

Whether through simple daily tasks or the installation of water-efficient products, there are many ways to decrease water and energy use in our homes. You can cut your water usage by changing a few habits. Consider following some of these steps throughout your house:

Make sure your home is leak-free

Check your water meter over a period of time when you are certain that no water is being used. If the meter reading changes, you have a leak. And repair leaks as soon as they are discovered. A seemingly small leak can waste 70-100 gallons of water per day.

Check your toilet tank

Lower the rise of toilet tank water by adjusting the tank float. Another option is to put a small plastic jug filled with water and some weights into the tank to displace water. You could save up to half a gallon with every flush. If you are remodeling your bathroom, replace your old inefficient 3-5 gallon-per-flush toilet with a new low volume 1.6 gallon-per-flush model.

Leaks may be difficult to see, so check your toilet tank by adding a few drops of food coloring into the tank. Wait 20 minutes and then look in the bowl for traces of the dye. If you see the dye in the bowl, you have a leak. If the color in the tank is lighter or you don't see the dye any longer, this is another indication that you have a leak. Call a plumber if you can't fix the problem yourself.

Install low-flow devices

Installing a low-flow showerhead or fitting a flow restrictor into your current shower-head can reduce water use by 50%. A low flow sink faucet aerator can save up to 280 gallons per year. These devices also save on hot water costs and increase water pressure.

Remember, water can be recycled

Don't pour water down the drain when there may be another use for it. For example, when meals are prepared and vegetables or other fresh produce are washed, collect that water and use it to water the plants.



Cut down on marathon showers

A shower almost always uses less water than a bath. Even a five-minute shower can use about 35 gallons of water, so keep it short! Shorter showers save hot water costs and air conditioning bills.

Turn off the water while brushing teeth or shaving

Only turning on the water to rinse can save up to 10 gallons of water per day.

Defrost food in the refrigerator

Don't use running water to thaw food; it wastes water. Defrosting in the refrigerator also helps prevent bacterial contamination.

Don't over-wash for clothes

By eliminating the pre-soak and second rinse cycles when you use your washing machine, you can save as much as 19 gallons of water per load.

Put the hose away

Washing your car with a bucket and sponge instead of a hose saves a lot of water. A hose can waste 6 gallons per minute if you leave it running, but using a bucket and sponge only uses a few gallons. Where possible, consider putting your car in the grass to allow the water to soak back into the ground instead of the sewer.

Beat the heat

The best time to water your yard is in the early morning or late evening when it's cool outside. Watering when it's hot and sunny is wasteful because most of the water evaporates before the plants have time to drink it. Also, when watering the yard, make sure not to water the plants too much. Remember that a little sprinkle goes a long way.

FRANKLIN COUNTY BOARD OF COMMISSIONERS

John O'Grady, President

Kevin L. Boyce

Erica C. Crawley

DEPARTMENT OF SANITARY ENGINEERING

Stephen A. Renner, Director



Find out more at:
CleanWater.FranklinCountyOhio.Gov